



Exploring Potential Research Using National Clearinghouse Student Tracker

Sandra Archer & Helen Fu

Office of University Analysis and Planning Support
University of Central Florida
Feb 07, 2008



FLORIDA ASSOCIATION FOR INSTITUTIONAL RESEARCH
2008 FAIR Conference - February 6 – 8, 2008 – Indialantic, FL

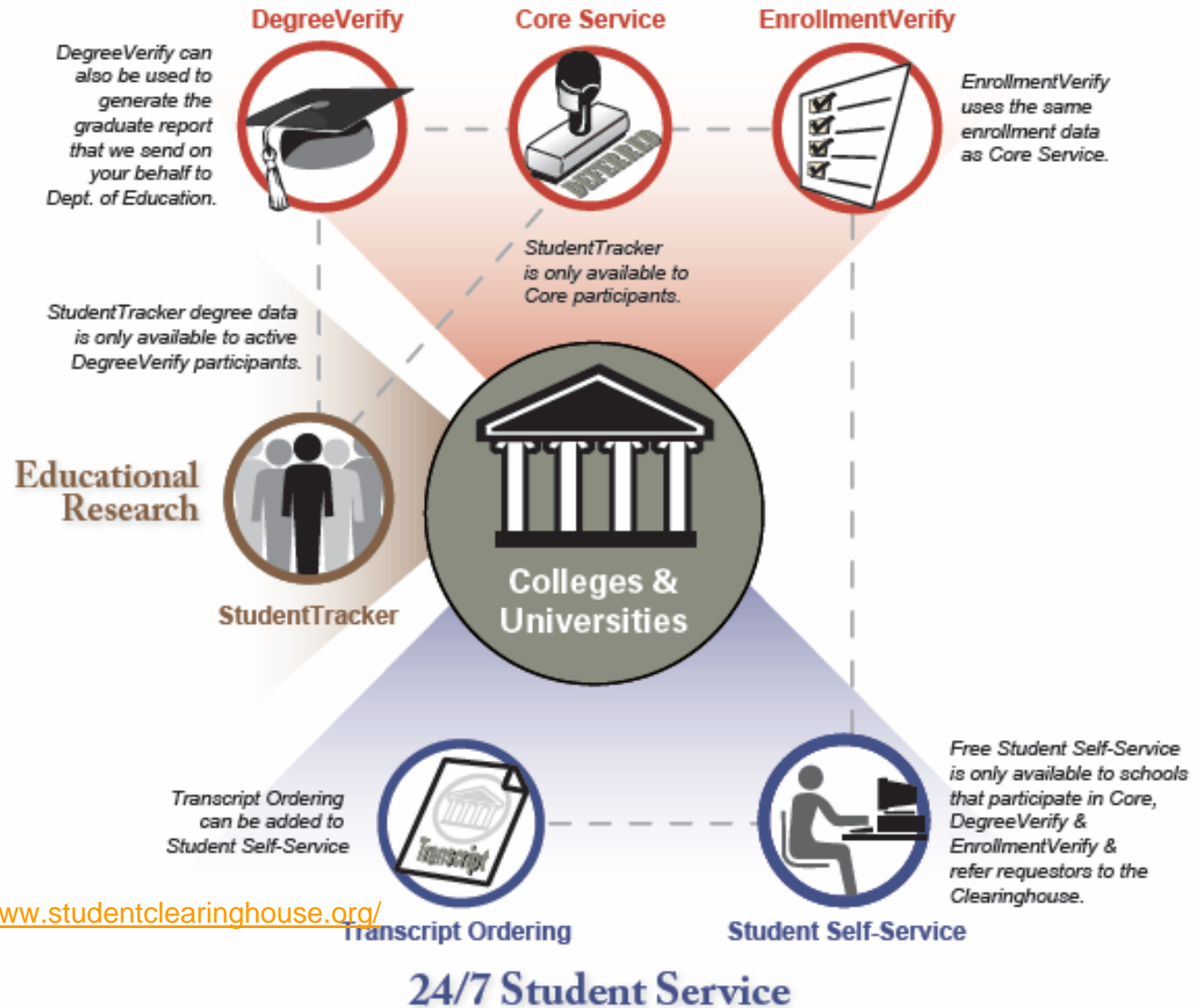


Agenda

- Overview
- Data exchange with StudentTracker
- Data manipulation challenges and solutions
- Data quality control
- Potential research questions

Overview of National Student Clearinghouse

Comprehensive Academic Reporting & Verification



Source: <http://www.studentclearinghouse.org/>

Benefits of StudentTracker

- Tracks college attendance & graduation nationwide
- Covers over 91% of all US college students
- Includes all types of institutions: 2-/4-year, graduate, public/private, trade, vocational, etc.
- Fast results — usually one week or less!
- Complies with FERPA

Source: <http://www.studentclearinghouse.org/>

Data Exchange with Clearinghouse

- Two channels for data exchange
 - Batch data file exchange (multiple record, EXCEL or text file)
 - Online inquiry (one record)
- User provides data on:
 - Student's SSN, name, birthday
 - Search date, school code
 - Requester return field
- StudentTracker returns information on: (See PDF file example)
 - Students' name
 - Requester return field, record found indicator, search date
 - College's code (OPE ID), name, state, type
 - Graduation, major and degree title (DegreeVerify participants only)
 - Enrollment begin and end date, enrollment status, and college sequence

Major Challenges for UCF

- UCF needs to convert enrollment begin date and end date to UCF semesters
 - Semester system vs. quarter system
 - Different enrollment begin date and end date for colleges
 - Summer enrollment status

- UCF does not participate in DegreeVerify so degrees earned information is not available to us

- Some Florida institutions of interest do not participate in StudentTracker (USF, FGCU)

StudentTracker Participation Information for Florida Institutions

- In general, 78% of Florida enrollment is in StudentTracker
- Public institutions have better participation rates than private institutions
- 2-year public institutions have better participation rates than 4-year public institutions
- See handout

FL 2005 Enrollment and StudentTracker Participation

College Type	Y			N			Total Enr
	# Inst	Enr	% Enr in St Trkr	# Inst	Enr	% Enr in St Trkr	
Private Less-Than 2-Year	-	-	0%	79	16,307	100%	16,307
Private 2-Year	3	5,303	19%	43	22,098	81%	27,401
Private 4-Year or Above	34	124,810	61%	63	78,218	39%	203,028
Public Less-Than 2-Year	-	-	0%	8	3,583	100%	3,583
Public 2-Year	22	273,938	91%	32	27,057	9%	300,995
Public 4-Year or Above	12	319,325	86%	4	52,228	14%	371,553
Total	71	723,376	78%	229	199,491	22%	922,867

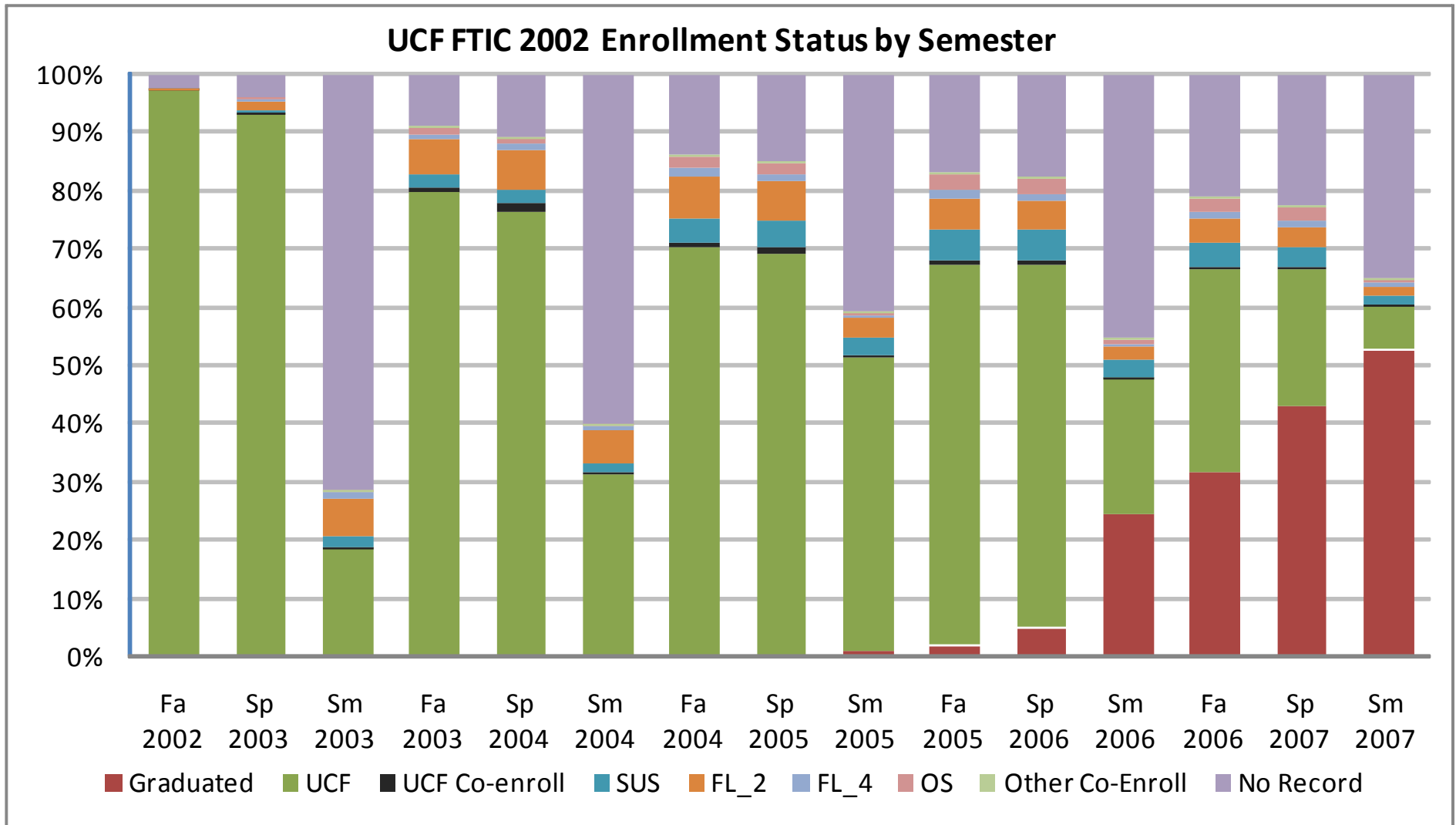
Data Quality Control

Percentage of UCF Enrollment Contained in StudentTracker for the Fall 2002 FTIC Cohort

Year	Summer	Fall	Spring
2002		97.9%	97.8%
2003	60.1%	97.7%	97.8%
2004	77.4%	97.4%	97.3%
2005	96.8%	97.2%	97.4%
2006	70.4%	97.2%	97.4%

- StudentTracker uses preliminary data for enrollment
- In general, StudentTracker catches 93% of UCF enrollment for the Fall 2002 FTIC cohort
- StudentTracker is more accurate on Fall and Spring enrollment than Summer enrollment

An Overview of Retention Data



■ Summer-Fall 2002 FTIC cohort

■ “No Record” may indicate non-enrollment or enrollment at a non-participation institution

Snapshot of Fall 2006 Enrollment Status for FTIC 2002 Cohort

Fall 2006 Enrollment for UCF 2002 FTIC Students

Enrollment Status	Number	Percentage
Graduated	1,781	31.8%
Enrolled in UCF*	1,954	34.9%
UCF Co-enroll	21	0.4%
Enrolled in SUS	238	4.3%
Enrolled in FL_2	218	3.9%
Enrolled in FL_4	79	1.4%
Enrolled in OS	122	2.2%
Other Co-Enroll	12	0.2%
No Record**	1,175	21.0%
Grand Total	5,600	100.0%

* Enrollment based on StudentTracker and may be slightly different from UCF SDCF

** Since some institutions do not participate in StudentTracker, 'no record' does not necessarily indicate not enrolled

Snapshot of Fall 2006 Enrollment Status for FTIC 2002 Cohort

Fall 2006 Other SUS* Enrollment** for UCF 2002 FTIC Students***

SUS University Name	Number of Students
FLORIDA ATLANTIC UNIVERSITY	71
UNIVERSITY OF FLORIDA	54
FLORIDA INTERNATIONAL UNIVERSITY	38
FLORIDA STATE UNIVERSITY	37
UNIVERSITY OF NORTH FLORIDA	29
UNIVERSITY OF WEST FLORIDA	11
FLORIDA A&M UNIVERSITY	3
NEW COLLEGE OF FLORIDA	1
Total	244

* Since University of South Florida does not participate in the National Student Clearinghouse StudentTracker, we are unable to track USF enrollment

** Enrollment based on StudentTracker and may be slightly different from UCF SDCF

*** Co-Enrollment is subject to double count

Snapshot of Fall 2006 Enrollment Status for FTIC 2002 Cohort

Fall 2006 Other 4 Year FL College Enrollment* for UCF 2002 FTIC Students* *

Community College Name	Number of Students
MIAMI DADE COLLEGE	16
ST PETERSBURG COLLEGE	16
ROLLINS COLLEGE	11
UNIVERSITY OF MIAMI	11
FLAGLER COLLEGE	4
NOVA SOUTHEASTERN UNIVERSITY	3
EMBRY-RIDDLE AERONAUTICAL UNIVERSITY - DAYTONA	2
FLORIDA INSTITUTE OF TECHNOLOGY	2
LYNN UNIVERSITY	2
NOVA SOUTHEASTERN UNIVERSITY	2
ST THOMAS UNIVERSITY	2
STETSON UNIVERSITY	2
FLORIDA SOUTHERN COLLEGE	1
ITT TECHNICAL INSTITUTE	1
PALM BEACH ATLANTIC UNIVERSITY	1
STETSON UNIVERSITY COLLEGE OF LAW	1
UNIVERSITY OF TAMPA	1
WARNER SOUTHERN COLLEGE	1
Total	79

* The number of students does not include UCF co-enrollment

** Enrollment based on StudentTracker and may be slightly different from UCF SDCF

Snapshot of Fall 2006 Enrollment Status for FTIC 2002 Cohort

Fall 2006 UCF Community College Enrollment* for UCF 2002 FTIC Students**

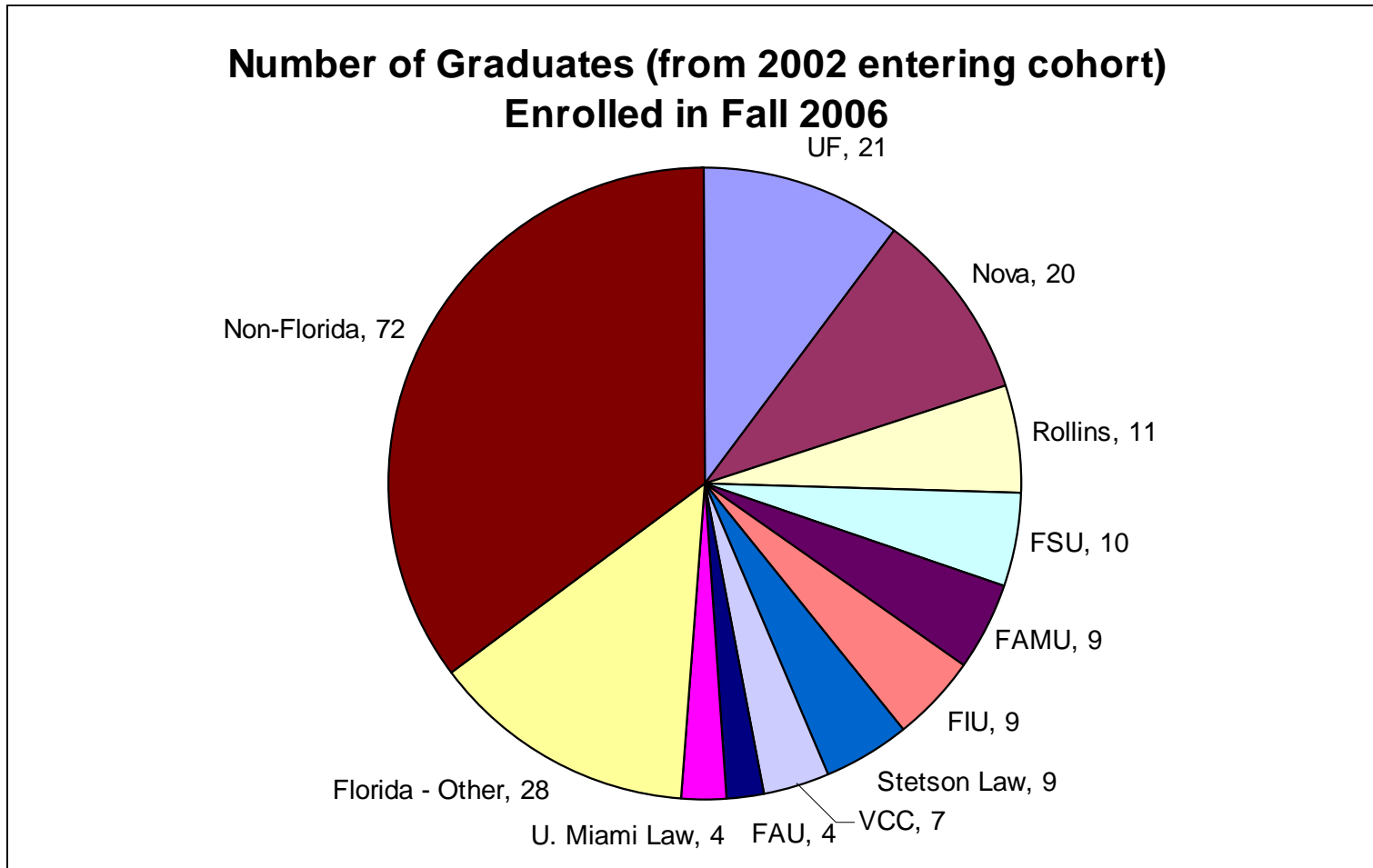
Community College Name	Number of Students***
VALENCIA COMMUNITY COLLEGE	87
SEMINOLE COMMUNITY COLLEGE	35
BROWARD COMMUNITY COLLEGE	21
PALM BEACH COMMUNITY COLLEGE	19
HILLSBOROUGH COMMUNITY COLLEGE	14
SANTA FE COMMUNITY COLLEGE	8
BREVARD COMMUNITY COLLEGE	7
EDISON COLLEGE	6
TALLAHASSEE COMMUNITY COLLEGE	6
DAYTONA BEACH COMMUNITY COLLEGE	4
INDIAN RIVER COMMUNITY COLLEGE	4
MANATEE COMMUNITY COLLEGE	4
LAKE-SUMTER COMMUNITY COLLEGE	3
PASCO-HERNANDO COMMUNITY COLLEGE	3
POLK COMMUNITY COLLEGE	3
CENTRAL FLORIDA COMMUNITY COLLEGE	2
OKALOOSA-WALTON COLLEGE	1
Total	227

* Co-enrollment is subject to double count

** Enrollment based on StudentTracker and may be slightly different from UCF SDCF

*** The number of students does not include UCF co-enrollment

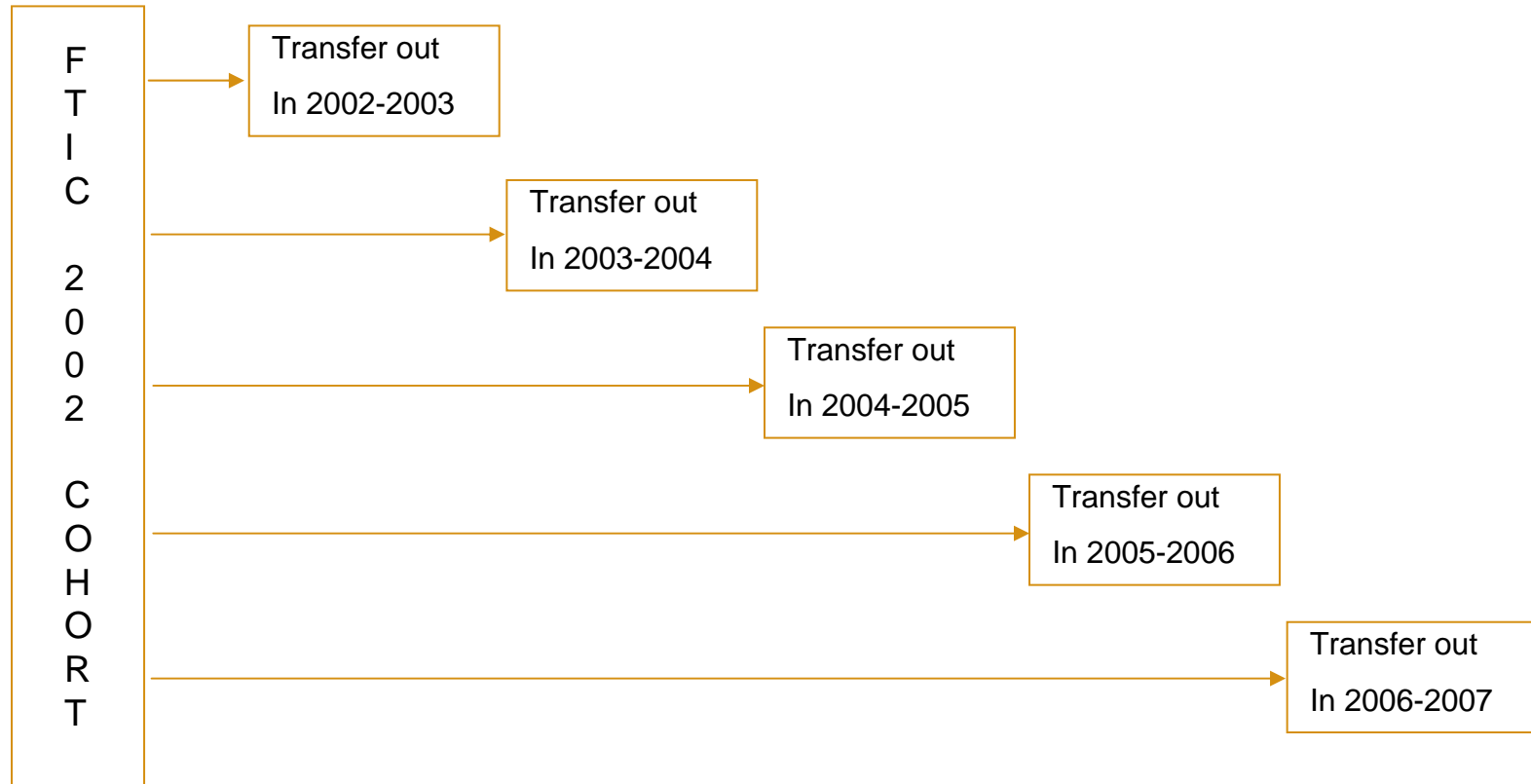
Snapshot of Fall 2006 Enrollment Status for FTIC 2002 Cohort



Research Question 1: Students Admitted but Not Enrolled

- Whether students choose to go to another institution
 - Percentage of students who go to other institutions vs. who did not enroll in any institution
 - Characteristics of students who go to other institutions vs. who did not enroll in any institution
- Type and characteristics of institutions students selected
- Length of enrollment at other institutions

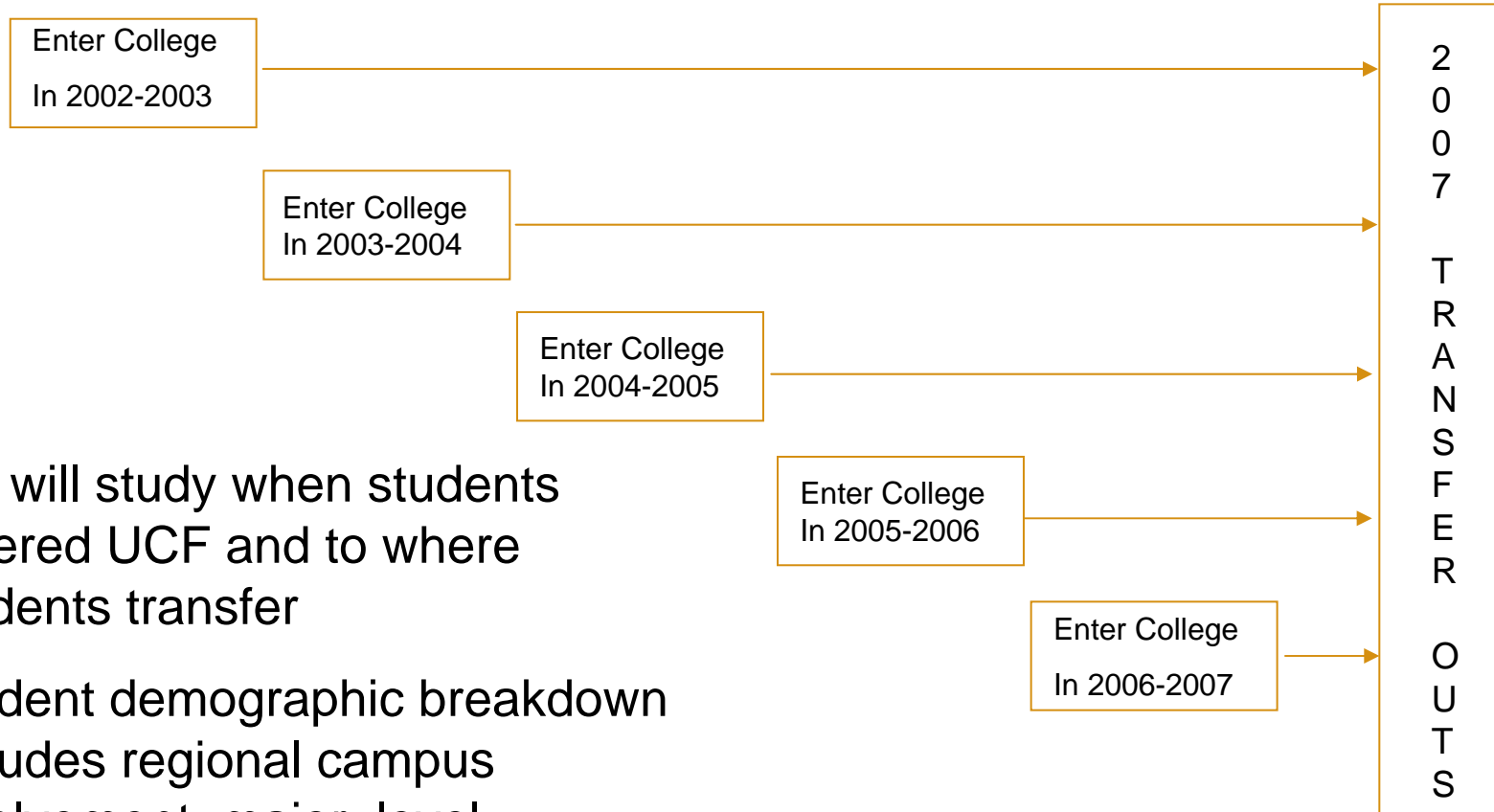
Research Question 2: When and Where the Student Transfer Out



Number of students, and when and to where students end up transferring

Source: Perry, Patrick: California Community Colleges: Transfer Tracking

Research Question 3: When and Where the Student Transfer Out



We will study when students entered UCF and to where students transfer

Student demographic breakdown includes regional campus involvement, major, level

Source: Perry, Patrick: California Community Colleges: Transfer Tracking

Research Question 4: The Characteristics of Transfer-Outs and Drop-Outs

- Student demographics
 - Race, gender, and age
 - County of residence and in/out of state
- High school (for FTIC's) / community college (for CCT's) preparation
 - School name and location
 - GPA and SAT/ACT score
- UCF performance
 - Major at entrance and major at transfer out
 - First year cumulative GPA, SCH attempted and received, GPA at transfer out, and progress in GERM
 - Regional campus involvement
 - Financial aid, on-campus employment and on campus living opportunities?

Research Question 5: Colleges Students Transferred Into

- StudentTracker provides college name, state and type (public/private, 2-year/4-year) information
- Institutions in the SUS system, other Florida 4-year public institutions, 2-year community colleges, private institutions
- Additional characteristics of the colleges could be obtained by joining StudentTracker data with IPEDS data on OPE ID (FICE code)

Research Question 6: The Characteristics of Co-enrolled Students

- Semester of co-enrollment (Fall, Spring vs. Summer)
- Institutions of co-enrollment (Community college vs. Other FL institutions)
- Student major
- Location of student
- Regional campus/online student

Research Question 7: Enrollment After Graduation

- Where students enroll after obtaining bachelor's degree from UCF
- Type of school students go to after graduation
- General information of graduated students with subsequent enrollment
 - Demographics
 - First year performance
 - Major

List of References

- <http://www.studentclearinghouse.org/>
 - Patrick Perry: California Community Colleges: Transfer Tracking
 - Nebraska Higher Education Progress Report, <http://www.ccpe.state.ne.us>
 - Karl Boughan: Beyond Transfer Rate: Varieties of Transfer Behavior and Academic Outcomes
 - Stephen R. Porter: Including Transfer-Out Behavior in Retention Models: Using the NSLC Enrollment Search Data

Contact Information

- **Helen Fu**; Coordinator, Computer Applications
helenfu@mail.ucf.edu
- **Sandra Archer**; Director, archer@mail.ucf.edu

University Analysis and Planning Support
University of Central Florida
12424 Research Parkway, Suite 215
Orlando, FL, 32826-3207
Phone: 407-882-0285
<http://uaps.ucf.edu>

This presentation will be available at <http://uaps.ucf.edu>